

TECHNICAL DATA SHEET

















VELLCCO
STUCCO

5KG / 25KG

PRODUCT DESCRIPTION

MacoAveLL VELLCCO is a ready mixed lime based stucco which can be use for interior and exterior. It is specially formulated for heavy texture design such as travertino and pitted effect.

PRODUCT & CODE

COLOR	UPC 5KG	UPC 25KG	COLOR	UPC 5KG	UPC 25KG
SCCC Custom Colour	 9551003920792	 9551003920860	SC04 Egg Cream	 9551003920839	 9551003920907
SC01 Grey	 9551003920808	 9551003920877	SC05 Ivory	 9551003920846	 9551003920914
SC02 Dark Grey	 9551003920815	 9551003920844	SC06 Mesa Rose	 9551003920853	 9551003920921
SC03 Casa	 9551003920822	 9551003920891			

PAINTING CONDITIONS

Apply only when air and surface temperatures are between 50-90 F (10-32 C) and humidity is below 85% to ensure proper drying.

SURFACE PREPARATION

Thoroughly clean the surface and allow drying. Remove wallpaper and loose, peeling paint. Patch cracks and spot prime. Dull glossy surfaces.

Acoustical Tile:

Vacuum or dust tiles to remove embedded dust. To maintain the sound absorbing qualities of the tile, do not use a primer. Apply plaster directly to the tiles. Test vinyl-coated tiles to ensure adhesion. Do not attempt to fill or clog acoustical perforations.
 "Blown-on" Soft-Fibered Ceilings: Caution! All water-based plaster will loosen or deteriorate a "blown-on" soft-fibered ceiling surface and make for a difficult repair. If you are not sure about your ceiling texture type, apply a small test area in a closet or other hidden spot. If deterioration occurs.

PRODUCT APPLICATION

Stir contents before using.

FIRST COAT

Apply VELLCCO (about 1mm thickness) with a flexible steel trowel, spread evenly throughout the wall. Let it dry thoroughly before applying the next coat.

SECOND COAT

Same application as the first coat.

BURNISH

Burnish the wall to smoothen out when the second coat is semi dry. Spray some water if needed during burnishing. Let it dry for at least 24 hours before moving on to the finish treatment. Apply VELLWAX and buff off evenly will add durability to the surface.

COVERAGE / THINNING

5KG covers up 35-50 sq. ft. We do not recommend thinning down the plaster. but if you wish to create other effect, thinning not more than 1 oz. (29.6ml mL) of water per 11 Lbs (5 kg) of plaster.

25KG covers up 175-250 sq. ft. We do not recommend thinning down the plaster. but if you wish to create other effect, thinning not more than 5 oz. (148ml mL) of water per 55 Lbs (25 kg) of plaster.

SPRAY TEXTURE COATING

Spray VELLCCO (about 1.5mm) with a air spray gun, burnish the wall to smoothen out when semi dry. Spray some water if needed during burnishing. Let it dry for at least 24 hours before moving on to the finish treatment. Apply VELLWAX and buff off evenly will add durability to the surface.

DRYING TIME

Plaster only when surface and air temperatures are 50-90 °F (10-32 °C), wait 24 hours before recoating or applying MACOAVELL VELLWAX.

CLEAN UP:

Clean tools immediately with soap and water.

PACKAGING SIZE

The product comes in bucket 5 Kg & 25 Kg

STORAGE

Store in a cool, well ventilated place, keep the container close when not in use. Keep away from heat, flames, sparks and other sources of ignition. Shelf life of the product is 12 months.

PHYSICAL PROPERTIES

Appearance	Smooth
Colour	Coloured
Odour	Low Odour
Density	1.60 +/- 0.05 g/ml
Consumption	0.8 – 1 Kg/m ² (2 layers)
Drying time (20°C)	5 hours to touch. 48 hours completely dry
Solid Content %	approx 67%
Solvents	Water
Flashing Point	None
Thickness	1 ~ 2mm

The technical data and suggestions for use contained herein are correct to the best of our knowledge, and offered in good faith. The statements of this literature do not constitute a warranty, express, or implied, as to the performance of these products. As conditions and use of our materials are beyond our control, we can guarantee these products only to conform to our standards of quality, and our liability, if any, will be limited to replacement of defective materials. All technical information is subject to change without notice.